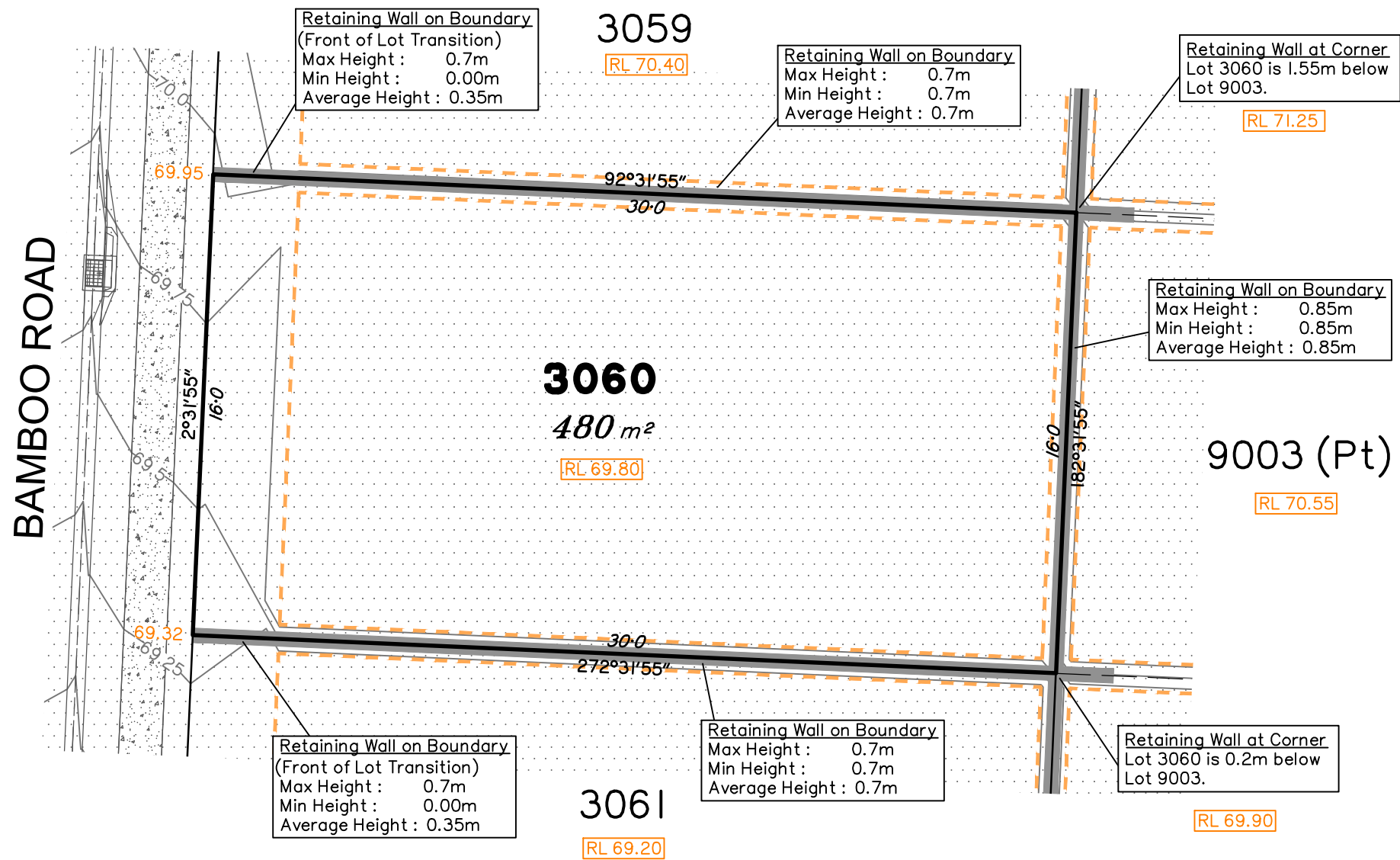
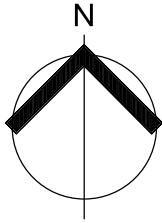
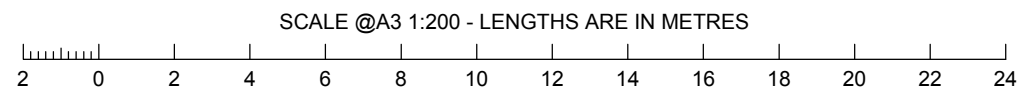




Everleigh



- LEGEND**
- Area of Fill
 - Area of Cut
 - Design Contours
 - Depth of Fill Contours
 - Retaining Wall
 - Tiered Retaining Wall
 - Earthworks Pad
 - RL XX.XX Finished Pad Design Level
 - XX.XX Finished Surface Design Level
- (Not all items in this legend may be relevant to the lot shown hereon)



NOTES
This plan has been prepared from preliminary survey plan (SP327532) and engineering plans provided on the 02/09/2021 by Premise Engineering Pty Ltd.

Development approval was granted for this subdivision (DEV2020/1160) by the Minister for Economic Development Queensland on 26th of August 2021.

The relevant authorities have granted operational works approval, for the proposed lot.

The purchaser should refer to the applicable development approvals for building and/or other requirements that may be applicable to the lot.

Extent of retaining walls shown indicatively only. Retaining walls may not extend the full length of a lot boundary where finished level between allotments is less than 0.5m.

Parts of this lot may be subject to rip and re-compact earthwork procedures as determined by site conditions. This process may be completed in cut locations to assist the house pad construction. Any re-compaction will comply with AS3798 requirements and certified by a third party company.

No.	by	Date	Chkd	Description
A	TBG	14/09/21	CU	Original Issue