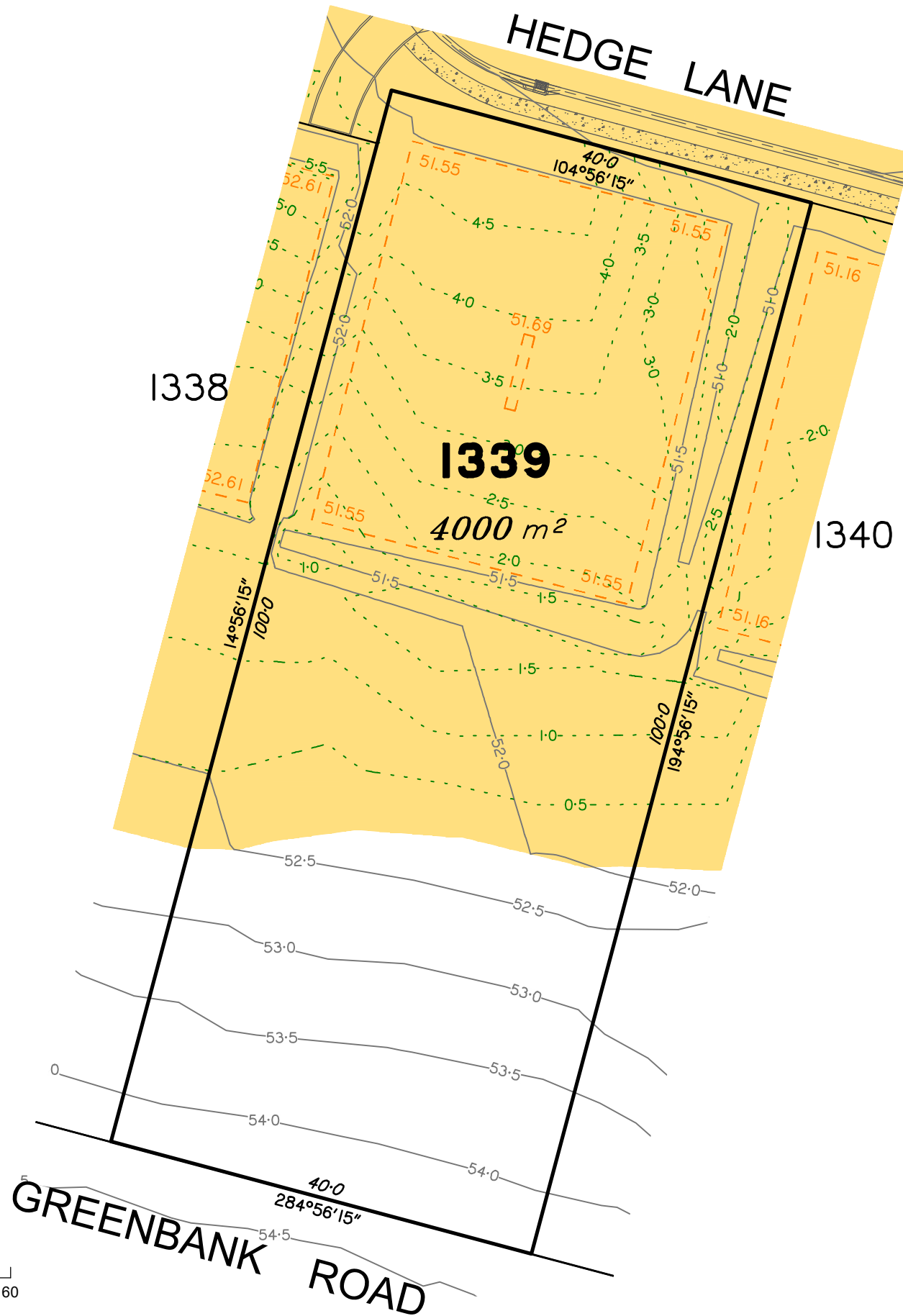
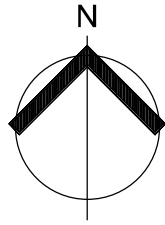




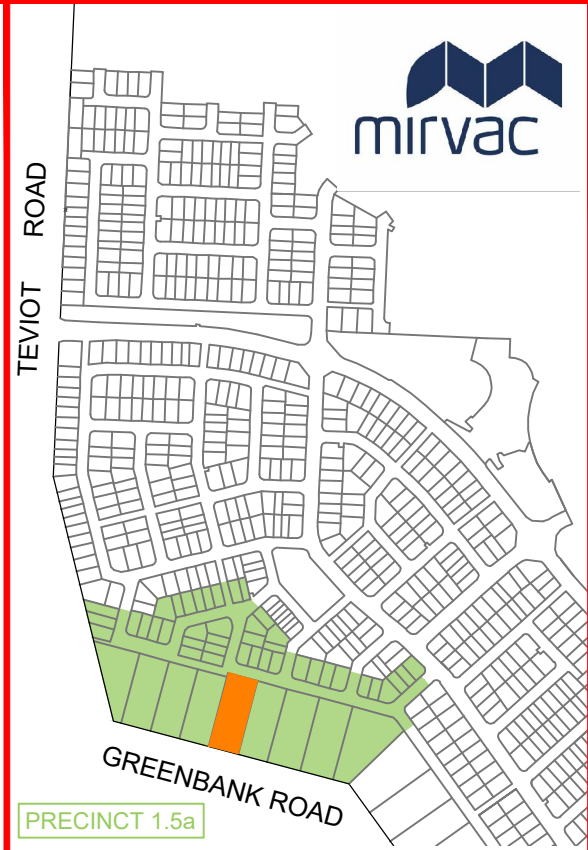
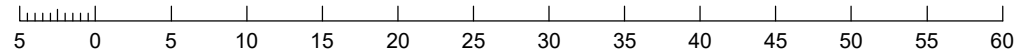
# Everleigh



- LEGEND**
- Area of Fill
  - Area of Cut
  - Design Contours
  - Depth of Fill Contours
  - Retaining Wall
  - Tiered Retaining Wall
  - Proposed Earthworks Pad
  - RL XX.XX Finished Pad Design Level
  - XX.XX Finished Surface Design Level

(Not all items in this legend may be relevant to the lot shown hereon)

SCALE @A3 1:500 LENGTHS ARE IN METRES



**NOTES**

This plan has been prepared from preliminary survey plan (SP317666) and engineering plans provided on the 15/06/2020 & 22/06/2020 by Premise Engineering Pty Ltd.

Development approval was granted for this subdivision (DEV2016/768/44) by the Minister for Economic Development Queensland (07/05/20).

The relevant authorities have granted operational works approval, for the proposed lot.

The purchaser should refer to the applicable development approvals for building and/or other requirements that may be applicable to the lot.

All fill shall be placed and compacted in a controlled manner so that Level 1 level of responsibility may be achieved and certified as per AS3798-2007.

ISSUES	No.	by	Date	Description
	A	TBG	06/07/20	Original Issue



Saunders Havill Group Pty Ltd ABN 24 144 972 949  
 Brisbane • Springfield • Rockhampton  
 head office 9 Thompson St Bowen Hills Q 4006  
 phone 1300 123 SHG web www.saundershavill.com

■ surveying ■ town planning ■ urban design ■ environmental management ■ landscape architecture

This Disclosure Plan is prepared for the sole purpose of satisfying the disclosure requirements of the Land Sales Act and SHOULD NOT be used for any other purpose, particularly as-constructed purposes. This information is compiled from design plans only, unless otherwise stated, and therefore is subject to final survey and construction of operational works.

**Disclosure Plan for Proposed Lot 1339 on SP317666**

Described as part of Lot 9001 on SP317644  
 Existing Title Reference: 51221825

Locality of Greenbank (Logan City Council)

Level Datum: AHD der.  
 Origin of Levels: PSM203674  
 RL of Origin: 46.275  
 Contour Interval: 0.5m

Scale @A3 1: 500  
 Dwg No. 7598 S 31 DP A\_1339